



**GENERAL BROCHURE**  
GENEL BROŞÜR



## **We Always Provide Reliability**

*Manufacturing is complicated but it is much more difficulty to provide simultaneously production and appropriate reliability. We carry out the most complicated process. Reliability, technology, durability, aesthetic, sensitivity and conformity are incorporated and have found in their reflection in all our production.*

## **Her Zaman Güven Ürettik**

*Üretmek zordur, ürettiklerinle güveni aynı potada eritmek daha da zor. Biz dünyanın en zor işini yapıyoruz. Güveni, teknoloji, dayanıklılık, estetik, hassasiyet ve uyumla birleştirerek tüm ürünlerimize yansıtıyoruz.*





## ALM 6510

Aluminium Profile Machining and Cutting Center  
Alüminyum Profile İşleme ve Kesim Merkezi

8 Axis CNC Control System, Windows Based Touchscreen PC, Ø550 mm of Saw, Barcode Printer, Cooling System, Automatic Lubrication, 400V

8 Eksen CNC Kontrol Sistem, Windows Tabanlı Dokunmatik PC Ekran, Ø550 mm Testere, Barkod Yazıcı, Soğutmalı, Otomatik Yağlama, 400V



## ALM 6510 AT

Aluminium Profile Machining and Cutting Center  
Alüminyum Profile İşleme ve Kesim Merkezi

8 Axis CNC Control System, Windows Based Touchscreen PC, Ø550 mm of Saw, Barcode Printer, Cooling System, Automatic Lubrication, Angled Tools for water drain slots, 400V

8 Eksen CNC Kontrol Sistem, Windows Tabanlı Dokunmatik PC Ekran, Ø550 mm Testere, Barkod Yazıcı, Soğutmalı, Otomatik Yağlama, Açılı Takımlar, Su tahliye kanalları için açılı takım 400V.



The image above is ALM 6510  
Fotograf ALM 6510'a aittir



## AIM 7510

Aluminium Profile Machining Center  
Alüminyum Profil İşlem Merkezi

5 Axis, 7120 mm of Machining Capacity, DELTA CNC Automation, CAMPROX® Cam Quix 5-Axis Software

5 Eksen, 7120 mm İşleme Kapasitesi, DELTA CNC Otomasyon, CAMPROX® Cam Quix 5-Eksen Yazılım





## AIM 7420

Aluminium Profile Machining Center  
Alüminyum Profil İşlem Merkezi



4 Axis, 7.020mm of Machining Capacity, B&R CNC Automation,  
CAMPROX®Cam Quix 4-Axis Software

4 Eksen, 7.020 mm İşleme Kapasitesi, CNC Kontrol, CAMPROX®  
Cam Quix 4-Eksen Yazılım



## AIM 7420 T

Aluminium Profile Machining Center  
Alüminyum Profil İşlem Merkezi



4 Axis, 7.020 mm of Machining Capacity, B&R CNC Automation,  
CAMPROX®Cam Quix 4-Axis Software, Rigid Taping Feature

4 Eksen, 7.020 mm İşleme Kapasitesi, CNC Kontrol, CAMPROX® Cam  
Quix 4-Eksen Yazılım, Enkoderli Motor ile Kılavuz Çekme Özellikli



## AIM 4420

Aluminium Profile Machining Center  
Alüminyum Profil İşlem Merkezi



4 Axis, 4.020 mm of Machining Capacity, B&R CNC Automation,  
CAMPROX®Cam Quix 4-Axis Software

4 Eksen, 4.020 mm İşleme Kapasitesi, CNC Kontrol, CAMPROX®  
Cam Quix 4-Eksen Yazılım



## AIM 3410

Aluminium Profile Machining Center  
Alüminyum Profil İşlem Merkezi



4 Axis, 3.200 mm of Machining Capacity, Delta CNC Automation,  
CAM Software for 4-Axis Movement  
4 Eksen, 3.200 mm İşleme Kapasitesi, Delta CNC Kontrol, 4 Eksen  
CAM Yazılım




## AIM 3410 CBN

Aluminium Profile Machining Center  
Alüminyum Profil İşlem Merkezi



4 Axis, 3.200 mm of Machining Capacity, Delta CNC Automation,  
CAM Software for 4-Axis Movement  
4 Eksen, 3.200 mm İşleme Kapasitesi, Delta CNC Kontrol, 4 Eksen  
CAM Yazılım

6



## PIM 6509

PVC Profile Machining & Cutting Center  
PVC Profil İşleme ve Kesme Merkezi



8 Axis CNC Control System, Windows Based Touchscreen PC,  
Ø550 mm of Saw, 400V  
8 Eksen CNC Kontrol Sistem, Windows Tabanlı Dokunmatik PC Ekran,  
Ø550 mm Testere, 400V



## PIM 6508 SE

PVC Profile Machining & Cutting Center  
PVC Profil İşleme ve Kesme Merkezi



8 Axis CNC Control System, Windows Based Touchscreen PC,  
Ø500 mm of Saw, 400V

8 Eksen CNC Kontrol Sistem, Windows Tabanlı Dokunmatik PC Ekran,  
Ø500 mm Testere, 400V



## CCL 1661

PVC Welding and Corner Cleaning Line  
PVC Kaynak ve Köşe Temizleme Hattı



DK 540 - CS 240 - SA 251 - SA 261 - CNC 609/611

7




## CPM 6161

Composite Panel Processing Machine  
Kompozit Panel İşleme Merkezi



1.600 x 6.650 mm Net Machining Capacity, Automatic Vacuum  
Controller, Double Station, 400V

1.600 x 6.650 mm Net İşleme Ölçüsü, CNC Kontrol, Otomatik  
Vakum Kontrollü, Çift İstasyon Çalışma, 400V



## CPM 4150 S

Composite Panel Processing Machine  
Kompozit Panel İşleme Merkezi



1.600 x 4.100 mm Net Machining Capacity, CNC Controller, Manual Vacuum Controller, 400V

1.600 x 4.100 mm Net İşleme Ölçüsü, CNC Kontrol, Manuel Vakum Kontrol, 400V

8




## CDC 600

Full Automatic Double Head Compound Cutting Machine  
Bileşik Açılı Otomatik Çift Kafa Kesme Makinesi



Pivoting and Tilting Saw Mechanism, Up-Cutting, Servo Controlled, PC Computerized, With Ø600 mm of Saws, Barcode Printer, Cooling System, 5 Meters, 400V

Döner ve Yatar Testere Mekanizması, Alttan Çıkma, Ø600 mm Testereli, Servo Kontrollü, Bilgisayar Kontrollü, Barkod Yazıcı, Soğutmalı, 5 Metre, 400V



## DC 550 SKH

Full Automatic Double Head Mitre Saw Machine  
Tam Otomatik Çift Kafa Kesme Makinesi



Cross Cut, Servo Controlled, PC Computerized, With Ø550 mm of Saws, Barcode Printer, Profile Height Measurement System, Cooling System, 400V

Karşıdan Gelme, Servo Kontrollü, Bilgisayar Kontrollü, Ø550 mm Testereli, Barkod Yazıcı, Soğutmalı, Profil Yükseklik Ölçme Sistemi, 400V




## DC 550 PB

**Full Automatic Double Head Mitre Saw Machine**  
Tam Otomatik Çift Kafa Kesme Makinesi



**Cross Cut, PC Computerized, With Ø550 mm of Saws, Barcode Printer, Cooling System, 400V**  
Karşidan Gelme, Bilgisayar Kontrollü, Ø550 mm Testereli, Barkod Yazıcı, Soğutmalı, 400V



## DC 421 PBS

**Full Automatic Double Head Mitre Saw Machine**  
Tam Otomatik Çift Kafa Kesme Makinesi



**Cross Cut, PC Computerized, With Ø420 mm of Saws, Automatic, Barcode Printer, Cooling System, 400V**  
Karşidan Gelme, Bilgisayar Kontrollü, Ø420 mm Testereli, Otomatik, Barkod Yazıcı, Soğutmalı, 400V



## DC 421 PSD

**Full Automatic Double Head Mitre Saw Machine**  
Tam Otomatik Çift Kafa Kesme Makinesi



**Cross Cut, With Ø420 mm of Saws, Automatic, Operator Control Panel, Cooling System, USB Data Transfer, 400V**  
Karşidan Gelme, Ø420 mm Testereli, Otomatik, Operatör Kontrol Paneli, Soğutmalı, USB Veri Aktarmalı, 400V



## KD 402 S

Double Head Mitre Saw Machine  
Çift Kafa Kesme Makinesi



With Ø400 mm of Saws, With Digital Display, Cooling System, CE, 400V  
Ø400 mm Testereli, Dijital Aç Okuyucu, Soğutma Sistemi, CE, 400V




## ACK 700

Up-Cutting Saw Machine  
Alttan Çıkma Kesme Makinesi



Semi-automatic, Hydro-Pneumatic, 4 kW, With Ø700 mm of Saw,  
Vertical Clamps, Right/Left Horizontal Clamps, Cooling System,  
With 3 Meters of Conveyor, 400V

Yarı Otomatik, Hidro-Pnömatik, 4 kW, Ø700 mm Testereli, Dikey  
Mengeneler ve Sağ/Sol Yatay Mengene, 3 metre Konveyörlü,  
Soğutmalı, 400V



## ACK 550

Up-Cutting Saw Machine  
Alttan Çıkma Kesme Makinesi



Semi-Automatic, Hydro-Pneumatic, 4 kW, With Ø550 mm of  
Saw, Cooling System, Vertical Clamps, Left Horizontal Clamp,  
With 3 Meters of Conveyor, 400V

Yarı Otomatik, Hidro-Pnömatik, 4 kW, Ø550 mm Testereli,  
Dikey mengeneler ve Sol Yatay Mengene, 3 metre Konveyörlü,  
Soğutmalı, 400V



## ACK 420 S

Up-Cutting Saw Machine  
Alttan Çıkma Kesme Makinesi



Semi-Automatic, Hydro-Pneumatic, 2.2 kW, with Ø420 mm of Saw, With 3 m of Conveyor, Cooling System, 400V

Yarı Otomatik, Hidro-Pnömatik, 2.2 kW, Ø420 mm Testere, 3 metre Konveyörlü, Soğutmalı, 400V



## ACK 420 CE

Up-Cutting Saw Machine  
Alttan Çıkma Kesme Makinesi



Semi-Automatic, Hydro-Pneumatic, 2.2 kW, with Ø420 mm of Saw, With 3 Meters of Conveyor, Cooling System, CE Comformity, 400V

Yarı Otomatik, Hidro-Pnömatik, 2.2 kW, Ø420 mm Testere, 3 metre Konveyörlü, Soğutmalı, CE Uyumlu, 400V



## RYK 420 S RYK 420 W

Radial Saw Machine  
Radyal Kesme Makinesi




RYK 420S: Aluminium Radial Cutting, With Ø420 mm of Saw, Cooling System, Laser Marker, Motor Brake System, Pneumatic Top Clamp, Digital Display for Angles, 400V

RYK 420S: Alüminyum Radyal Kesim, Ø420 mm Testere, Soğutmalı, Lazer İşaretleme, Motor Frenleme, Pnömatik Dikey Mengene, Dijital Açık Okuyucu, 400V

RYK 420W: PVC and Wood Radial Cutting, With Ø420 mm of Saw, Laser Marker, Motor Brake System, Pneumatic Top Clamp, Digital Display for Angles, 400V

RYK 420W: Ahşap Radyal Kesim, Ø420 mm Testere, Lazer İşaretleme, Pnömatik Dikey Mengene, Motor Frenleme, Dijital Açık Okuyucu, 400V



## SCM 420 L4 SCM 420 L7

**Servo Controlled Serial Cutting Machine**  
Servo Kontrollü Seri Kesim Makinesi

**Automatic, Hydro-Pneumatic, With Ø420 mm of Saw, 4 - 7  
Meters of Length Stop, Cooling System, 400V**


Otomatik, Hidro-Pnömatik, Ø420 mm Testere, 4 - 7 metre  
Konveyör, Soğutma Sistemi, 400V



## CK 412

**PVC Glazing Bead Saw**  
PVC Çıta Kesme Makinesi

**Automatic, With Manual Measuring Unit, With Mould System, 400V**  
Otomatik, Manuel Ölçü Alma Ünitesi, Özel Kalıp Sistemli, 400V



## CK 412 U (+SKN 301)

**PVC Glazing Bead Saw**  
PVC Çıta Kesme Makinesi

**Automatic, With Manual Measuring Unit, With Mould System, 400V**  
Otomatik, Manuel Ölçü Alma Ünitesi, Özel Kalıp Sistemli, 400V





## SK 500

### Automatic Profile Slicing Machine

Otomatik Profil Dilimleme Makinesi



Servo Controlled, With Ø500 mm of Saw, With 2.5 Meters of Conveyor, Cooling System, 400V

Servo Kontrollü, Ø500 mm Testere, 2.5 Metre Konveyör, Soğutmalı, 400V



## SK 500 D

### Automatic Profile Slicing and Drilling Machine

Otomatik Profile Dilimleme ve Delik Delme Makinesi



Servo Controlled, With Drilling Unit, With Ø500 mm of Saw, With 2.5 Meters of Conveyor, Cooling System, 400V

Servo Kontrollü, Delik Delme Ünitesi, Ø500 mm. Testere, 2.5 metre Konveyör, Soğutmalı, 400V



## VK 420

### V Cutting & 90° End Notching Machine

V Kesme & 90° Kertme Makinesi



Semi-Automatic, Hydro-Pneumatic, 2x2.2 kW, 2xØ420 mm of Saws, Cooling System, Horizontal Clamps, 400V

Yarı Otomatik, Hidro Pnömatik, 2x2,2 kW, 2xØ420 mm Testereli, Yatay Mengene, Soğutma Sistemi, 400V



## MK 450

**Manual Up-Cutting Saw Machine**  
Manuel Altan Çıkma Kesme Makinesi

**Manual, With Ø450 mm of Saw, With Stand, 230V**  
Manuel, Ø450 mm Testereli, Sehpalı, 230V



## MK 420

**Manual Up-Cutting Saw Machine**  
Manuel Altan Çıkma Kesme Makinesi

**Manual, With Ø420 mm of Saw, With Stand, 230V**  
Manuel, Ø420 mm Testereli, Sehpalı, 230V



## MK 420 PS

**Manual Up-Cutting Saw Machine**  
Manuel Altan Çıkma Kesme Makinesi

**Manual, With Ø420 mm of Saw, With Stand, Cooling System,  
Vertical Clamp, CE Comformity, 400V**

Manuel, Ø420 mm Testereli, Sehpalı, Soğutmalı, Dikey Mengeneli,  
CE Uyumlu, 400V





## KD 400 D

### Mitre Saw Machine

Dereceli Kesme Makinesi



**Mechanic Clamp, With Ø400 mm of Saw, With Stand, 400V**

Mekanik Mengene, Sehpalı, Ø400 mm Testereli, 400V



## KD 400 PS

### Mitre Saw Machine

Dereceli Kesme Makinesi



**Pneumatic Clamp, With Ø400 mm of Saw, With Stand, Cooling System, 400V**

Pnömatik Mengene, Ø400 mm Testereli, Sehpalı, Soğutmalı, 400V



## KD 400 M

### Mitre Saw Machine

Dereceli Kesme Makinesi



**Portable, Mechanic Clamp, With Ø400 mm of Saw, 400V**

Portatif, Mekanik Mengene, Ø400 mm Testereli, 400V



## KD 350 D

### Mitre Saw Machine

Dereceli Kesme Makinesi

**Mechanic Clamp, With Ø350 mm of Saw, With Stand, 400V**

Mekanik Mengene, Ø350 mm Testereli, Sehpalı, 400V



## KD 350 PS

### Mitre Saw Machine

Dereceli Kesme Makinesi

**Pneumatic Clamp, With Ø350 mm of Saw, With Stand, Cooling System, 400V**

Pnömatik Mengene, Sehpalı, Ø350 mm Testereli, Soğutmalı, 400V



## KD 350 M

### Mitre Saw Machine

Dereceli Kesme Makinesi

**Portable, Mechanic Clamp, With Ø350 mm of Saw, 400V**

Portatif, Mekanik Mengene, Ø350 mm Testereli, 400V





## KD 305

### Mitre Saw Machine

Dereceli Kesme Makinesi



Portable, Mechanic Clamp, Ø300 mm, Without Saw, 230V

Portatif, Mekanik Mengene, Ø300 mm, Testeresiz, 230V



## KY 305

### Mitre Saw Machine

Dereceli Kesme Makinesi



Portable, Mechanic Clamp, Tilted, Ø300 mm, Without Saw, 230V

Portatif, Mekanik Mengene, Yatarlı, Ø300 mm, Testeresiz, 230V



## SNM 560 M

### Manual Aluminium Facade Notching Machine

Manuel Alüminyum Cephe Kertme Makinesi



Manuel Controlled, Digital Displays for Angles, With Ø500 (horizontal) and Ø550 mm (vertical) of Saws, Cooling System, Max. Clamping Capacity: H: 240 mm - W: 140 mm, Max. Notching Capacity: H: 205 mm - W: 185 mm

Manuel, Yatay Ø500 ve Dikey Ø550 Testereleler, Soğutmalı, İşlenebilen Maksimum Profil: H: 240 x W: 140 mm, Maks. Kertme Kapasitesi H: 205 mm - W: 185 mm



## SNM 560 SRV

**Servo Controlled Aluminium Facade Notching Machine**  
Servo Kontrollü Alüminyum Cephe Kertme Makinesi



**Servo Controlled, With Ø500 (Horizontal) and Ø550 mm (Vertical) of Saw, Cooling System, Max. Clamping Capacity: H: 240 mm - W: 140 mm Max. Notching Capacity: H: 205 mm - W: 185 mm**

Servo Kontrollü, (Yatay) Ø500 ve (Dikey) Ø550 Testerele, Soğutmalı, İşlenebilen Maks. Profil Ölçüleri: H: 240 x W: 140 mm, Maks. Kertme Ölçüleri: H: 205 mm - W: 185 mm



## KM 215 S

**Semi-Automatic End-Milling Machine**  
Orta Kayıt Alıştırma Makinesi



**Semi-Automatic, Pneumatic Clamps, Angle Adjustment, Quick Change of Cutter Set, Without Cutter, Cooling System, (230V- 400V)**

Yarı Otomatik, Pnömatik Mungeneli, Açı Ayarlı, Seri Bıçak Değiştirmeli, Bıçaksız, Soğutmalı (230V - 400V)



## KM 212

**Portable End-Milling Machine**  
Portatif Orta Kayıt Alıştırma Makinesi



**Portable, Manual, Mechanic Clamps, Without Cutters, 230V**  
Portatif, Manuel, Mekanik Mungeneli, Bıçaksız, 230V



## KM 211 S

### Manual End-Milling Machine

Manuel Orta Kayıt Alıştırma Makinesi



**Manual, Pneumatic Clamps, Cooling System, Without Cutters, (230V- 400V)**  
Manuel, Pnömatik Mungeneli, Soğutmalı, Bıçaksız (230V- 400V)



## FR 226 S

### Automatic Copy Router with Triple Hole Drill

Otomatik Üçlü Kol Yeri Delmeli Kopya Freze



**Automatic, Triple Spindle Drill, 900 RPM, Cooling System, 400V**  
Otomatik, Üçlü Kol Yeri Delmeli, 900 dev./dk., Soğutmalı, 400V



## FR 223

### Portable Template Copy Router

Portatif Kopya Freze Makinesi



**Portable, Mechanic Clamps, AC Motor, 230V**  
Portatif, Mekanik Mungeneli, AC Motor, 230V



## FR 223 S

Template Copy Router  
Kopya Freze Makinesi



Portable, Mechanic Clamps, AC Motor, Cooling System, 230V  
Portatif, Mekanik Mengeneli, AC Motor, Soğutmalı, 230V



## FR 222

Portable Template Copy Router  
Portatif Kopya Freze Makinesi



Portable, Mechanic Clamps, 230V  
Portatif, Mekanik Mengeneli, 230V

20



## FR 221 S

Pneumatic Template Copy Router  
Pnömatik Kopya Freze Makinesi



Pneumatic Clamps, Cooling System, 230V- 400V  
Pnömatik Mengeneli, Soğutmalı, 230V - 400V



## ST 264

**Automatic PVC Water Slot Machine**  
Otomatik PVC Su Tahliye Makinesi



**ST 264: 3x Frequency Controlled Motors, 230V**  
ST 264: 3x Frekans Kontrollü Motor, 230V



## CRM 250 S

**3 Spindle Copy Router Machine**  
3 Motorlu Kopya Freze Makinesi



**3x High Frequency Motors, Horizontal and Vertical Pneumatic Clamps, Ø10 and Ø5 Cutter Bits, Cooling System, 2x Template, 230V**

3x Frekans Motorlu, Yatay ve Dikey Pnömatik Mengeneler, Ø10 ve Ø5 Frezeler, Soğutmalı, 2x Şablonlu, 230V

21



## CRM 201 S

**Copy Router With Triple Hole & Water Slot Drilling**  
Freze, Üçlü Kol Yeri Delme ve Su Tahliye



**Copy Router, Triple Hole and Water Slot Drilling, Horizontal and Vertical Pneumatic Clamps, Cooling System, High Frequency Motor, Ø5 Cutter Bit, 230V**

Kopya Freze, Otomatik Üçlü Kol Yeri Delme, Yatay ve Dikey Pnömatik Mengeneler, Soğutmalı, Yüksek Frekans Motor, Ø5 Freze, 230V



## NCR 300

**4 Axis Numerical Controlled (NC) Router Machine**  
4 Eksen Numerik Kontrollü (NC) Freze Makinesi



**4 Axis, NC Controlled, With Programmable Ready Macros, Horizontal and Vertical Clamps, Cooling System, Ø8 mm of Cutter Bit, 400V**  
4 Eksen, NC Kontrollü, Programlanabilir Hazır Makrolu, Yatay ve Dikey Mengereli, Takım Soğutma, Ø8 mm Freze, 400V



## MEM 128

**Multiple End Milling Machine**  
Çoklu Orta Kayıt Alıştırma Makinesi



**90° of Multiple End Milling, Cooling System, Vertical and Horizontal Clamps, CE**  
Çoklu profil kertme (90°), Soğutmalı, Yatay ve Dikey Mengereler, CE



## TK 505

**Single Corner PVC Welding Machine**  
PVC Tek Köşe Kaynak Makinesi



**30° - 180° Welding Angle, 180 mm of Welding Height, 0.2 mm or 2.0 mm Welding Features, 230V**  
30° - 180° Kaynak Aralığı, 180 mm Kaynak Yüksekliği, 0.2 mm veya 2.0 mm Kaynak Özelliği, 230V




## TK 503

**Single Corner PVC Welding Machine**  
PVC Tek Köşe Kaynak Makinesi



**Portable, 30° - 180° Welding Angle, 165 mm of Welding Height, 0.2 mm or 2.0 mm Welding Features, 230V**

Portatif, 30° - 180° Kaynak Aralığı, 165 mm Kaynak Yüksekliği, 0.2 mm veya 2.0 mm Kaynak Özelliği, 230V



## DK 540

**Four Corner PVC Welding Machine**  
Dört Köşe PVC Kaynak Makinesi



**Four Head, 180 mm of Welding Height, Automatic Setting of 0.2 - 2.0 mm Welding Features, 400V**

4 Köşe Kaynak Makinesi, H: 180 mm Kaynak Yüksekliği, 0,2 mm veya 2,0 mm Kaynak için Otomatik Geçiş Özelliği, 400V

23



## DK 540 CS

**Four Corner PVC Welding Machine With Gasket Pressing System**

Conta Baskı Sistemli Dört Köşe PVC Kaynak Makinesi



**Four Head, With Gasket Pressing System, 180 mm of Welding Height, Automatic Setting of 0.2 - 2.0 mm Welding Features, 400V**

4 Köşe Kaynak Makinesi, Conta Baskı Sistemli, H: 180 mm Kaynak Yüksekliği, 0.2 mm veya 2.0 mm Kaynak için Otomatik Geçiş Özelliği, 400V



## DK 502

### Double Corner PVC Welding Machine

PVC Çift Köşe Kaynak Makinesi



**Double Head, 180 mm of Welding Height, 0.2 mm or 2.0 mm Welding Features, CE, 230V**

Çift Kafalı Kaynak, 180 mm Kaynak Yüksekliği, 0.2 mm veya 2.0 mm Kaynak Özelliği, CE, 230V



## CA 603

### PVC Corner Cleaning Machine (4 Cutters)

PVC Köşe Temizleme Makinesi (4 Bıçaklı)



**4 pcs of Cutter Set Capacity, Without Cutters, 400V**

4 Takım Bıçak Kapasiteli, Bıçaksız, 400V



## CA 601


### Semi-Automatic PVC Corner Cleaning Machine

Yarı Otomatik PVC Köşe Temizleme Makinesi



**Semi-Automatic, Quick Change of Cutter Set , Without Cutters, 400V**

Yarı Otomatik, Seri Bıçak Değiştirmeli, Bıçaksız, 400V



## CNC 609 - 611

PVC Corner Cleaning Machine  
PVC Köşe Temizleme Makinesi



CNC 609: 2x Servo Motors

CNC 611: 4x Servo Motor



## WGM 202

Window Gasket Milling Machine  
Pencere Contası Frezeleme Makinesi



2 pcs. of Cutter Set Capacity, Semi-automatic, With Knives, 400V

2 set Bıçak Kapasiteli, Yarı otomatik, Bıçaklı, 400V

25



## SM 206


Full Automatic Double Head Reinforcement Steel  
Screwdriver

Tam Otomatik Çift Kafa Destek Sacı Vidalama  
Makinesi



Double Head, Screwing, Automatic, Loading and Unloading Stations, 220V

Çift Kafa, Vidalama, Otomatik, Besleme ve Boşaltma İstasyonlu, 220V



## SM 201 SD

**Vertical Screwdriver and Montage Drilling Machine**  
Dikey Vidalama ve Pencere Montaj Deliđi Delme Makinesi



**Double Head, Screwing and Montage Drilling, Semi Automatic, Vertical, With Stand, 380V**  
Çift Kafa, Vidalama ve Montaj Deliđi Delme, Yarı Otomatik, Dikey, Sehpalı, 380V




## SM 201

**Single Head Reinforcement Steel Screwdriver**  
Tek Kafa Destek Sacı Vidalama Ünitesi



**Single Head, Screwing, Semi-Automatic, Vertical, With Stand**  
Tek Kafa, Vidalama, Yarı Otomatik, Dikey, Sehpalı



## MCA 801

**Mullion Connector Screwing**  
Orta Kayıt Takoðu Vidalama



**Double Head, Screwing, Semi-automatic, With Profile Support Table**  
Çift Kafa, Vidalama, Yarı Otomatik, Profil Destek Tablalı



## SDT 280

### Semi-Automatic Reinforcement Steel and Profile Multi Cutting Machine

Yarı-Otomatik Çoklu Destek Sacı ve Profil Kesme Makinesi

Multiple Bundle Cutting, Hydraulic Vertical Clamp, Semi-automatic Bant Saw, Cooling System, With 3 Meters of Conveyor, 400V

Çoklu Kesme, Hidrolik Üst Baskı, Yarı Otomatik Şerit Testereli, Soğutma Sistemi, 3 Metre Rulo Sehpa, 400V



## SDT 275

### Reinforcement Steel and Square Profile Cutting Saw

Destek Sacı ve Kare Profil Kesme Makinesi

Manual, With Stand, With Ø275 mm of Saw, 400V  
Mekanik, Sehpalı, Ø275 mm Testereli, 400V



## KP 130 CNC

### CNC Automatic Corner Crimping Machine

CNC Otomatik Köşe Presi

CNC Controlled, Clamping Capacity H: 120 mm, 220-230V  
CNC Kontrollü, Mengene Kapasitesi H: 120 mm, 220-230V





## KP 180

Hydraulic Aluminium Corner Crimping Machine  
Hidrolik Alüminyum Köşe Birleştirme Presi

Hydraulic Press, Clamping Capacity H: 185 mm, 400V  
Hidrolik Pres, Mengene Kapasitesi H: 185 mm, 400V



## KP 110

Pneumatic Aluminium Corner Crimping Machine  
Pnömatik Alüminyum Köşe Birleştirme Presi

Pneumatic Press, Clamping Capacity H:120 mm  
Pnömatik Pres, Mengene Kapasitesi H:120 mm



## PYE 101-102-103-104

Manual Punch Press  
Manuel Panç Pres

Corner Punch Press  
Köşe Delme Presi





## VCE 1570

Vacuum Chip Extractor  
Vakum Talaş Emici



For Metal swarf, 100 liter (VCE 1570) of container capacity, double extraction  
Metal talaş, 100 Litre (VCE 1570) talaş toplama hazne, çift çıkış



## VCE 4000

Vacuum Chip Extractor  
Vakum Talaş Emici



For aluminium chip, 200 liter (VCE 4000) of container capacity,  
4 pc.x extractions  
Alüminyum çip için, 200 litre (VCE 4000) konteyner kapasitesi,  
4 adet x ekstraksiyon



## VCE 3500

Vacuum Chip Extractor  
Vakum Talaş Emici



For PVC chip, 2pcx 120 liter (VCE 3500) of container capacity,  
4 pc.x extractions

Alüminyum çip için, 2 adetx 120 litre (VCE 3500) konteyner kapasitesi,  
4 adet.x ekstraksiyon



## GAS 301

**Glass Assembly Table**  
Cam Toplama Ünitesi



**Fast Glass Installation, 70° Inclined Working Platform,  
Ergonomic Use, Roller Surfaces**

Hızlı Cam Montajı, 70° Eğimli Çalışma Platformu, Ergonomik  
Kullanım, Makaralı Yüzeyler



## HDL 400 - 700

**Roller Conveyor**  
Konveyör



**4.0 and 7.0 meter, Automatic Length Stop, Servo Controlled,  
Touch Screen, CSV Data Transfer, USB Data Transfer**

4.0 ve 7.0 metre, Otomatik Dayama, Servo Kontrollü,  
Dokunmatik Ekran, CSV Veri Aktarmalı, USB Veri Aktarma



## DKN 302 - 602

**Roller Conveyor**  
Konveyör



**3.0 and 6.0 meter, Hand Wheel Controller, Digital Display, Pneumatic Brake  
System**

3.0 ve 6.0 metre, Volantlı, Manuel Kontrollü, Dijital Göstergeli, Pnömatik  
Frenlemeli



## MKN 150-300-301

Roller Conveyor  
Konveyör



1.5 and 3.0 meter, Mechanical, Manual Stop  
1.5 ve 3.0 metre, Mekanik, Manuel Dayama



## SKN 300 - 600

Roller Conveyor  
Konveyör



3.0 and 6.0 meter, Computerized,  $\pm 0.2$  mm Positioning Accuracy  
3.0 ve 6.0 metre, Bilgisayar Kontrollü,  $\pm 0,2$  mm Pozisyonlama Hassasiyetli




## SKN 301

Roller Conveyor  
Konveyör



3.0 m., PLC Controlled, Touch Screen, for CK 412, 3 Meters of Digital  
Measuring Unit, L: 3.000 x W: 200 mm

3.0 metre, PLC Kontrollü, Dokunmatik Ekranlı, CK 412 için, 3 Metre  
Dijital Ölçü Alma Aparatı, L: 3.000 x W: 200 mm



## NSM 352 - NSM 352 A

### Sash Assembly Station Kanat Toplama Merkezi




NSM 352 - PVC Sash Assb., With Template, Automatic Centering, Shear Cutting, Punching, Hinge Hole Drilling and Screwing, Laser Pointer, Corner Element Hanger

NSM 352 - PVC Kanat Toplama, Şablonlu, Otomatik Merkezleme, Makas Kesim Paç, Menteşe Delme ve Vidalama, Lazer İşaretleme, Köşe Dönüş Asma Aparatlı

NSM 352 A - Alm. Sash Assb., With Template, Automatic Centering, Shear Cutting, Punching, Hinge Hole Drilling and Screwing, Laser Pointer, Corner Element Hanger

NSM 352 A - Alm. Kanat Toplama, Şablonlu, Otomatik Merkezleme, Makas Kesim Paç, Menteşe Delme ve Vidalama, Lazer İşaretleme, Köşe Dönüş Asma Aparatlı



## NSM 353 - NSM 353 U - NSM 353 A

### Sash Assembly Station Kanat Toplama Merkezi



NSM 353 - NSM 353 U - PVC Sash Assb., With Template, Automatic Centering, Shear Cutting, Punching, Hinge Hole Drilling and Screwing, Laser Pointer, Corner Element Hanger, Cutter for Espagnolette Channel, Tripple Handle Hole Drilling

NSM 353 - NSM 353 U - PVC Kanat Toplama, Şablonlu, Otomatik Merkezleme, Makas Kesim, Paç, Menteşe Delme ve Vidalama, Lazer İşaretleme, Köşe Dönüş Asma Aparatlı, İspanyolet Frezesi, Üçlü Kolyeri Delme

NSM 353 A - Alm. & PVC Sash Assb., With Template, Automatic Centering, Shear Cutting, Punching, Hinge Hole Drilling and Screwing, Laser Pointer, Corner Element Hanger, Cutter for Espagnolette Channel, Tripple Handle Hole Drilling

NSM 353 A - Alm. & PVC Kanat Toplama, Şablonlu, Otomatik Merkezleme, Makas Kesim, Paç, Menteşe Delme ve Vidalama, Lazer İşaretleme, Köşe Dönüş Asma Aparatlı, İspanyolet Frezesi, Üçlü Kolyeri Delme



## WB 4000

### Work Bench Montaj Masası



Work Bench, Telescopic Feature, Plastic Feet, Rubber Covered Surfaces

Montaj Masası, Teleskobik Özellikli, Plastik Ayaklı, Çizilmeye Karşı Contalı Yüzeyler



## PWB 4100

**Pneumatic Work Bench**  
Pnomatik Montaj Masası



**Pneumatic Work Bench, Telescopic Feature, Vertical and Horizontal Working Position, Plastic Feet**

Pnömatik Montaj Masası, Teleskobik Özellikli, Yatay ve Dikey Çalışma Konumlu, Plastik Ayaklı



## GPT 1000

**Glass & Profile Trolley**  
Pencere Taşıma Arabası



**Glass & Profile Trolley, Swivel Wheels, Special Paint Against Scratches**

Cam ve Pencere Taşıma Arabası, Döner Tekerlekli, Çizilmeye Korunmalı Yüzeyler



## PT 1000

**Product Transportation Trolley**  
Pencere Taşıma Arabası



**Product Transportation Trolley, Special Paint Against Scratches, Single Sided, Swivel Wheels**

Ürün Taşıma Arabası, Çizilmeye Korunmalı Yüzeyler, Tek Yönlü, Döner Tekerlekli



## PT 2000

### Window Trolley Two Sided

Çift Yönlü Pencere Taşıma Arabası



**Product Transportation Trolley Special Paint Against Scratches, Double Sided, Swivel Wheels**

Ürün Taşıma Arabası, Çizilmeye Korumalı Yüzeyler, Çift Yönlü, Döner Tekerlekli



## VP 1000

### Vertical Profile Trolley

Dikey Profil Taşıma Arabası



**Vertical Profile Trolley, Special Paint Against Scratches, Double Sided, Swivel Wheels**

Dikey Profil Taşıma Arabası, Çift Yönlü, Döner Tekerlekli, Çizilmeye Korumalı Yüzeyler



## VP 2000

### Vertical Profile Trolley

Dikey Profil Taşıma Arabası



**Vertical Profile Trolley, Special Paint Against Scratches, Double Sided, Swivel Wheels**

Dikey Profil Taşıma Arabası, Çizilmeye Korumalı Yüzeyler, Çift Yönlü, Döner Tekerlekli



## WAS 1000

Window Assembly Station  
Pencere Montaj İstasyonu



Window Assembly Station, Fixed Feet, Roller Fitted Surfaces  
Pencere Montaj İstasyonu, Sabit Ayaklı, Tekerlekli Kayar Yüzeyler




## HP 1000

Horizontal Profile Trolley  
Yatay Profil Taşıma Arabası



Horizontal Profile Trolley, Special Paint Againsts Scratches, Double Sided, Swivel Wheels  
Yatay Profil Taşıma Arabası, Çizilmeye Korunmalı Yüzeyler, Çift Yönlü, Döner Tekerlekli



## GT 1000

Gasket Trolley  
Conta Taşıma Arabası



Gasket Trolley, Four Station, Swivel Wheels  
Conta Taşıma Arabası, Dört İstasyonlu, Döner Tekerlekli



## RT 1000

**Rotating Assembly Table**  
Dönen Montaj Masası



**Rotating Assembly Table, Special Paint Against Scratches, Plastic Feet, Telescopic Feature**

Döner Montaj Masası, Çizilmeye Karşı Contalı Yüzeyler, Plastik Ayaklı, Teleskopik Özellik



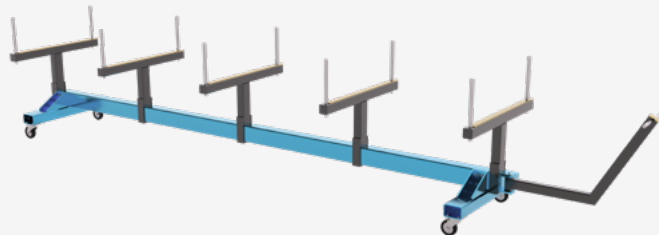
## RS 1000

**Profile Support**  
Profil Destek Ayağı



**Roller Stand, Height Adjustment, Fixed Feet**

Profil Destek Ayağı, Yükseklik Ayarlı, Sabit Ayaklı



## PC 4000

**Profile Carry Cart**  
Profil Taşıma Arabası



**Profile Trolley, Swivel Wheels, Special Paint Against Scratches**

Profil Taşıma Arabası, Döner Tekerlekli, Çizilmeye Korumalı Yüzeyler



## MS

**Machine Stand**  
Makine Sehpası



**Machine Stand For KD 305 / KY 305 / KD 350 / KD 400 / KM 212 – FR 222  
/ FR 223**

KD 305 / KY 305 / KD 350 / KD 400 / KM 212 / FR 222 / FR 223 için

Yılmaz Makine reserves the right to make changes in product specifications and is not responsible for printing errors.

Yılmaz Makine, katalogda yer alan hata ve eksikliklerden sorumlu değildir; ürün özelliklerinde değişiklik yapma hakkını saklı tutar.



We Value Your Thoughts